


☎ 86-20-83565714
 ☎ 86-13005107206
 ✉ info@lingchendental.com
 ⓘ www.facebook.com/lingchendental
 www.lingchendental.com

ADD: ROOM 3301, JINYING BUILDING, NO.316
 HUAN SHI ZHONG ROAD, YUEXIU AREA,
 GUANGZHOU, CHINA

ALL RIGHTS RESERVED



LINGCHEN DENTAL

©2022 LINGCHEN

Q1 KIDS DENTAL CHAIR

Children's Dental Practice
To eliminate children's fear of visiting the dentist,
a new type of practice was developed.
-Patent belonging to Lingchen



Q2 KIDS DENTAL CHAIR

Tom and Jerry is the international language
for kids.
-Patent belonging to Lingchen



TAOS1800C CENTER CLINIC UNIT



Usage: Surgery, RCT, Implant, Education

1. A imaginative design- Saving time and money. Microscope and X-ray systems are integrated into the dental unit's body for more comfortable and efficient treatments.
2. Providing a large operating space, which is needed for all out patients' operations and treatments.

Microscope III

Usage: Surgery, RCT, Implant, Education

- With 5 levels changer of magnification A,B,C,D,E.
- With fiber optic light,can choose High/Normal/Low light.
- Micro fine adjusted by electric foot pedal to control up and down.

Built - in X-ray

- Save the space for clinic.
- Patient no need move during the treatment.
- Arm without cross between microscope,total length is 1.8m. Long enough to reach left or right side of patient's mouth.



TAOS1800 KING DENTAL CHAIR

An intelligent clever dental chair, with full functional touchscreen control. This will boost your efficiency, flexibility, and ease-of-operation.



FULL OPTIONS DETAILS



Luna I DMB turbine,2pcs,with dynamic balance,6 hole spray,white light,push button,torque head



Full set low speed handpiece (contra angle and straight), ball bearing



Muti wavelength curing light 1s, 3s fast cure 1500lux, 4 mode

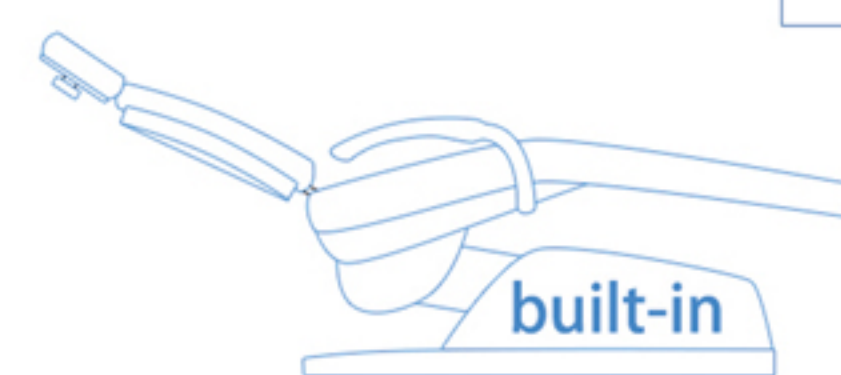


Lingchen built in LED scaler attachable, with 2 handpieces



Sony camera full set,17"monitor

STANDARD ACCESSORIES DETAILS



built-in

TAOS built-in suction pump

- Electric (no need air)
- Direct (no need bottle)
- Silent
- Economic

Difference

- Use air compressor
- Much noise
- High price



Market normal suction pump



Touch screen control system



New distiller water system



Sensor water giving



8 eyes LED light

TAOS900C CENTER CLINIC UNIT



Usage: Surgery, RCT, Implant, Education

1. A imaginative design- Saving time and money. Microscope and X-ray systems are integrated into the dental unit's body for more comfortable and efficient treatments.
2. Providing a large operating space, which is needed for all out patients' operations and treatments.

2.2 M, microfiber leather cover;
Optimized Workings Space - accurate calculation of working distance;
Metal Frame, weight capacity: 180 kg;
All motors run quietly, a good surgical experience for the dentist and patient;
Filter operation LED lamp with a built-in camera. Protect the dentist's and patient's eyes;
Strong built-in electric suction, saving time money and space;



Microscope II

- Auto focusing function**
- Improves efficiency of dentist
- Filter lamp**
- Clear, no harmful for dentist eyes



WIFI foot pedal



X-ray

Long enough to reach the left or right side of patient, 60/ 65/ 70KV choices



Chair loupe

3.5X magnification, with LED light

TAOS900 QUEEN DENTAL CHAIR

The integrated design looks and feels elegant, Boosts efficiency, flexibility, and ease of operation.

Option: WIFI foot pedal



FEEDBACK



FULL OPTIONS DETAILS



Luna I DMB turbine, 2pcs, with dynamic balance, 6 hole spray, white light, push button, torque head



Full set low speed handpiece (contra angle and straight), ball bearing



Muti wavelength curing light
1s, 3s fast cure
1500lux, 4 mode



Lingchen built in LED scaler
attachable, with 2 handpieces



Video camera full set, 17" monitor

TAOS700 SOL DENTAL CHAIR

- off-white
- New operation tray taste for European style
- Bigger unit box



TAOS800 LUNA DENTAL CHAIR

- Best choice for university, tender king.



LC600 DENTAL CHAIR TOP MOUNTED DENTAL CHAIR

Packing size: 145cm*103*113cm
 16 sets-20' container
 32 sets-40' container
 48 sets-40HQ container



OILLESS SILENT AIR COMPRESSOR



AC1100
 - 1100W, 50L tank



AC1500 with air dryer
 - 1500W, 50L tank
 - Apply dry air to make dentist work perfect + protect the tools to save cost
 - Provide the clean air, more healthy for patient
 - Capacity 2-3 chairs

Option: cabinet
 - Providing a silent treatment enviroment



TREATMENT PACKAGE

PORTABLE CHAIR

(Order No.:1171-1 + 1171-2)

Color: Red / Blue

- Wheel is for moving



PORTABLE TURBINE

(Order No.:1173)



- 550W compressor with sound reducer
- Bigger turbine box and fan

TROLLEY

(Order No.:1172)



TROLLEY II
with compressor



with tank



Option 1: goggle
(Order No.:1172-1)



Option 2: lamp
(Order No.:1172-2)

SIMULATION SYSTEM I

(Order No.:1160)
All our design is based on student using and university needing

NEW



- Trolley
- Compressor 550W
- Goggle loupes
- Phantom head



MINI SIMULATION SET
(Order No.:1160-m)



SIMULATION SYSTEM III

(Order No.:1162)
Simulation system can be used in multimedia education and false tooth repair, which is necessary in stomatology college and laboratory.

- Table all steel structure
 - Electric control simulation
- OPTIONS:
- High / Low speed handpiece
 - Can install one central compressor which cover 20 portable units



Hot

Option: camera



JAW MODEL
(Order No.:1154)



JAW MODEL
(Order No.:)



Pedo Jaw-Model
(Order No.:1155)



ADULT TEETH
(Order No.:1156)



KIDS TEETH
(Order No.:1156-1)



DEMO MODEL
(1 model, 8 disease)
(Order No.:1157)

MICROSCOPE I

(Order No.:1227-4)



Model: Version I

Magnification: 20X

Visual field: 20-6.7

Bracket style / Movable style

Usage:

- Education, Filling, Lab and some normal work
- Matching with all dental chair, for general dentist

Feedback



Movable style



Bracket Style




MICROSCOPE III

(Order No.:1227-1)

Built in with chair style / Movable style

45°binoculars

Incline back & forth and right & left, move up & down



CCD camera

High-contrast image, great depth of field and excellent stereo effect

Spring arm

Counter-balance

Fiber optic

5 step magnification

USAGE: Education, Surgery, Implant, RCT

- 5 level changer of magnification, A(3.4X), B(4.9X), C(8.3X), D(13.9X), E(20.4X);
- Fiber optic light--left/right, High/ Normal/Low;
- Micro fine adjustor by electric foot pedal to control up and down, to release the assistant job.



Micro fine foot pedal



MICROSCOPE II

(Order No.:1227-3)

Auto focusing function

- Improves efficiency of dentist

Filter lamp

- Clear, no harmful for dentist eyes

Eyepieces: WD=211mm

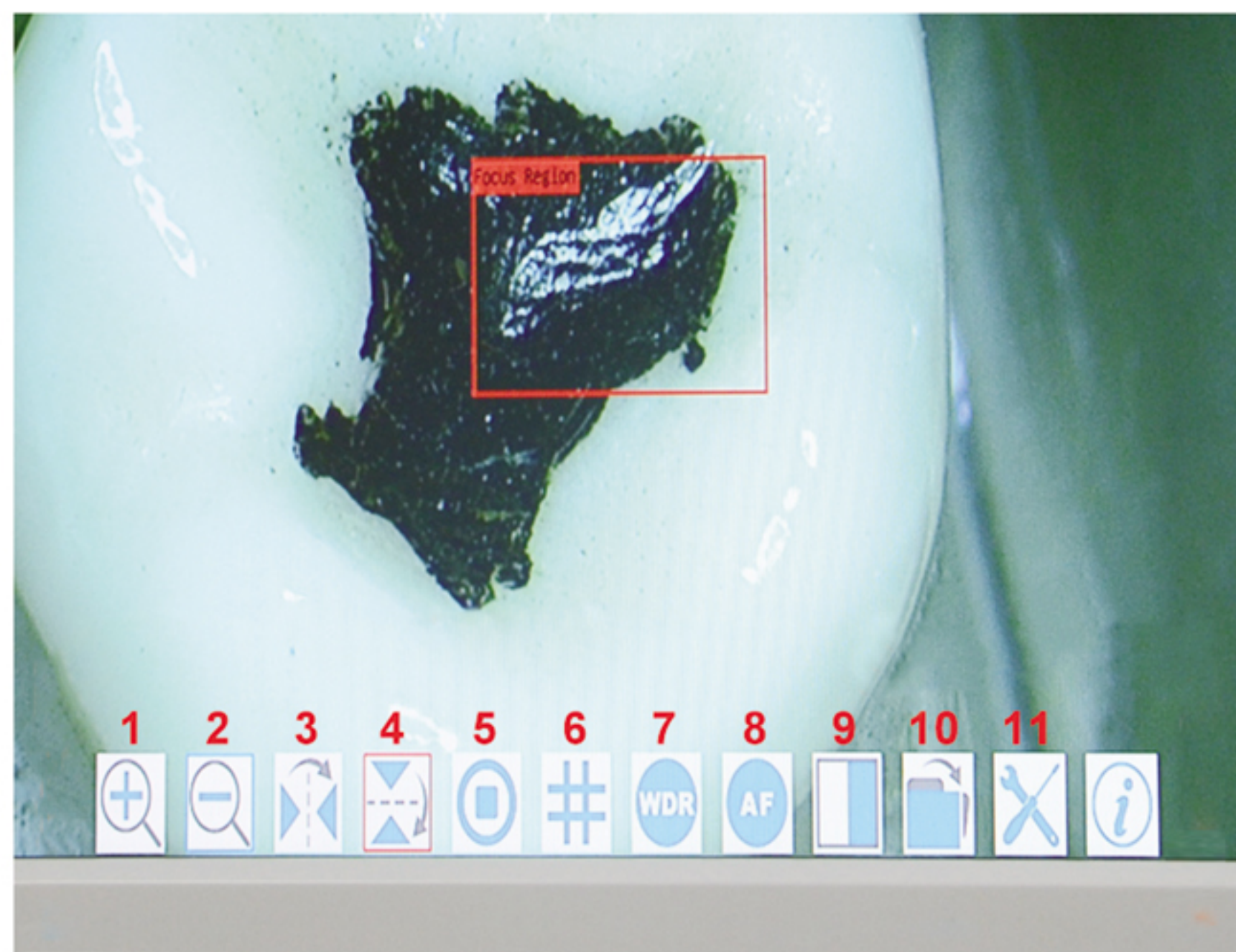
Magnification: 50X

Zoom Range: 0.8X-5X

Built in with chair style / Movable style

USAGE:

Endo, implant, education, ortho, some operation, surgery, etc.



- | | | |
|---|-------------------------------|-------------|
| 1. Enlarge the picture | 6. Measurement | 11. Setting |
| 2. Shrink the picture | 7. WDR mode | |
| 3. Picture direction change(left and right) | 8. AF: auto focus the picture | |
| 4. Picture direction change(up and down) | 9. File | |
| 5. Freeze | 10. Saving | |



Movable style

Unique function


1. Auto focus
2. Electric control, release dentist's hand



Built in with chair style

DEMO







TS I 8 AUTOCLAVE

(Order No.:1002)

- * 22 mins to finish autoclave circle
- * Euro Technology -Class B, apply for metal, fabric, cotton, plastic (internal & external)
- * Digital LED display, 121°C/134°C





PORTABLE X-RAY LC03

- DC high frequency
- Clear image
- Nearly no radiation
- Small in size, easy for using



PORTABLE X-RAY LC04

- DC portable x-ray, rare radiation, less harmful on sensor
- High pixel image, easy for your work!

